

IDEAGRAMS

LESSON THREE

MIND MAPS AND
IDEAGRAMS

SAMPLES AND
COMPARISONS

- IDEAGRAMS:
- THINK VISUALLY
- CONCENTRATE
- ANALYSE CONTENT

MIND MAP
(THIS TERM HAS
BEEN
TRADEMARKED BY
A MAN NAMED
TONY BUZAN,
WHO INVENTED
THE PROCESS)

INTRODUCE: Concept of a Mind Map (or Mind Chart)
A VISUAL BRAINSTORMING TECHNIQUE

Question: What is Brainstorming ?

Answer: Putting down whatever comes to mind,
generally as lines extending
from a central circle or box

MIND MAP:

- -Topic in the Middle (In a box or circle)
- -Items around the Perimeter
(Like branches of a tree)
- -Related items off of the same or related branch

EXAMPLE: Money (See Chart on Next page)

EXERCISE:

(LATER, ON YOUR OWN)

Start a MIND MAP of life

OR

Start a MIND MAP of anything

MIND MAP AS A CIRCLE

PICK A TOPIC AND
ADD DESCRIPTIVE
ITEMS AROUND THE
CIRCLE:


FOR EXAMPLE:

MONEY
(WE WILL USE THIS AS
AN EXAMPLE ON THE
NEXT PAGE)

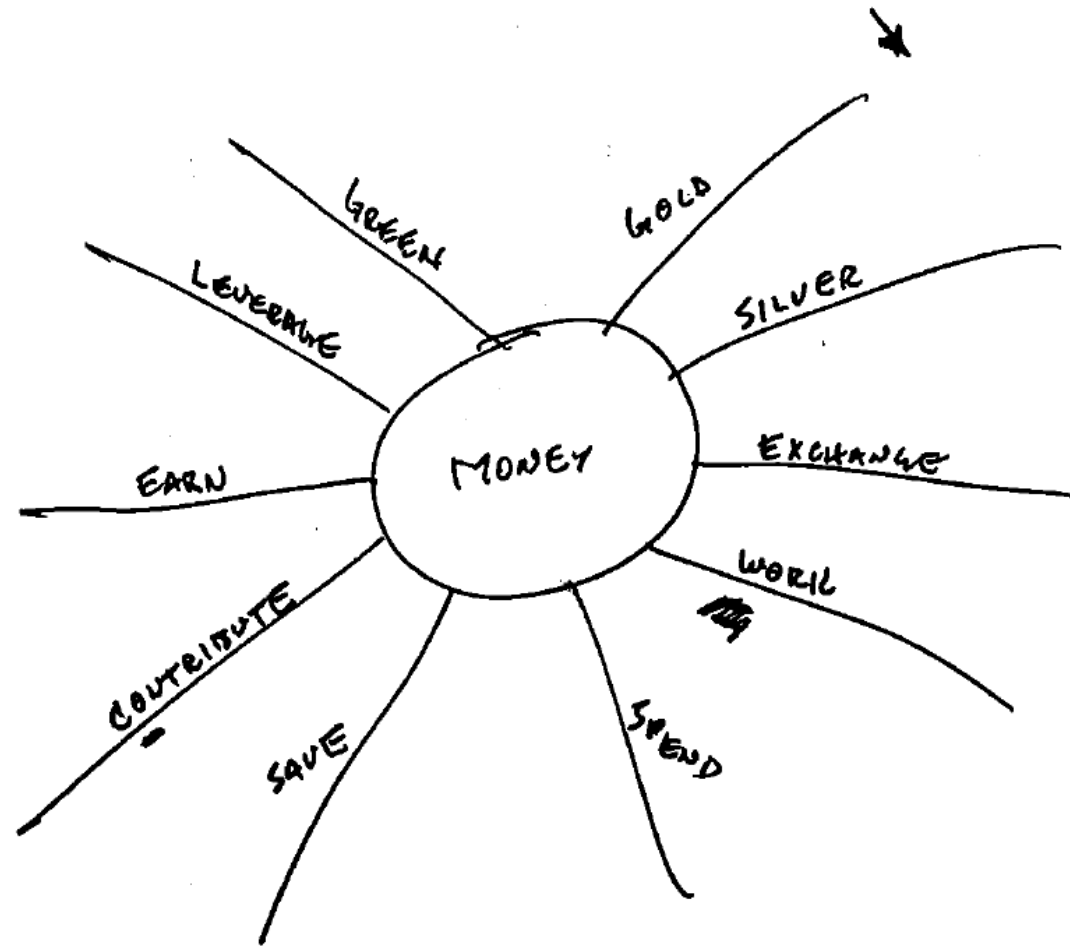
MUSIC

SPORTS

OTHER



MONEY AS A MIND MAP SUBJECT



TEMPLATE: PICK A TOPIC

START WITH A BOX
(OR CIRCLE)

IN THE MIDDLE:

WRITE A TOPIC IN THE
BOX (OR CIRCLE)

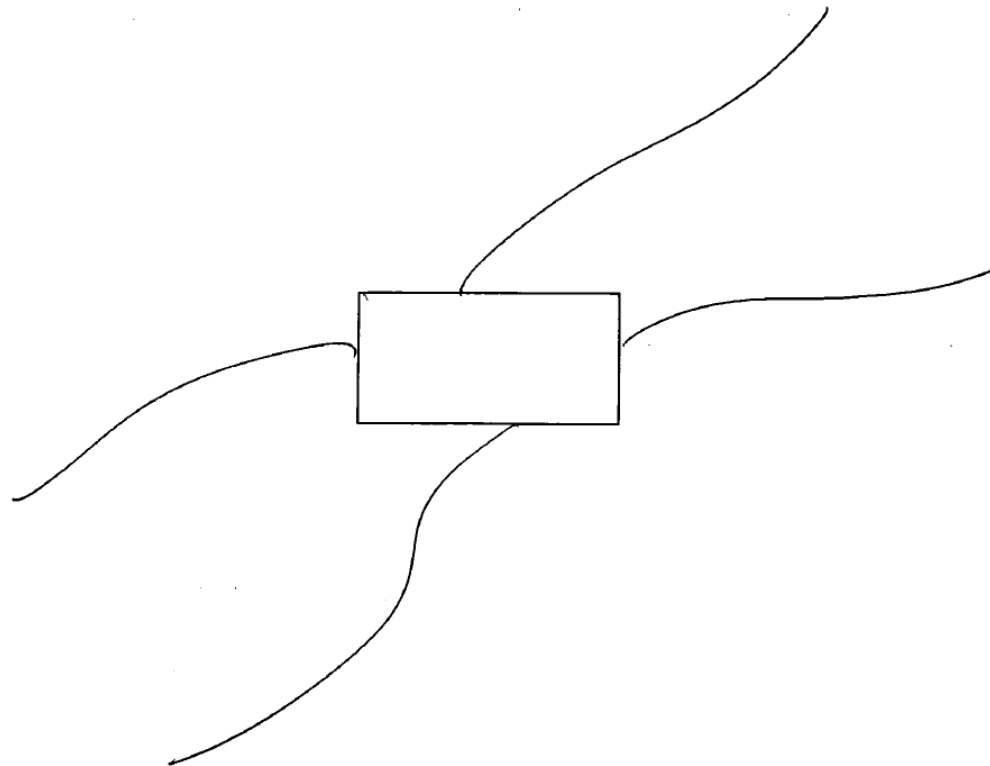


BRAINSTORM

ADD ITEMS OR
ELEMENTS AS THEY
COME TO MIND

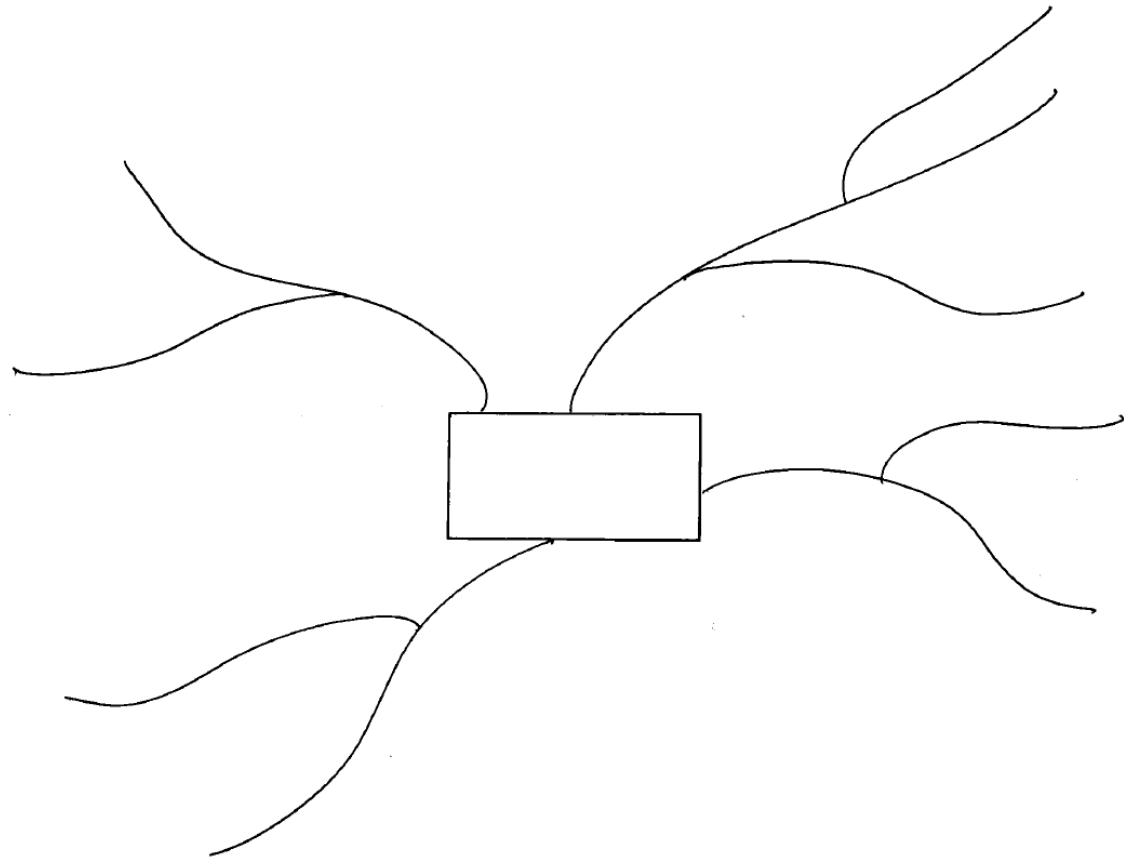
DON'T JUDGE
JUST WRITE THEM
DOWN

YOU CAN USE
DIFFERENT COLORS,
DRAW PICTURES,
ETC.



CATEGORIES

IF ITEMS ARE
RELATED PUT THEM
ALONG THE SAME
BRANCH



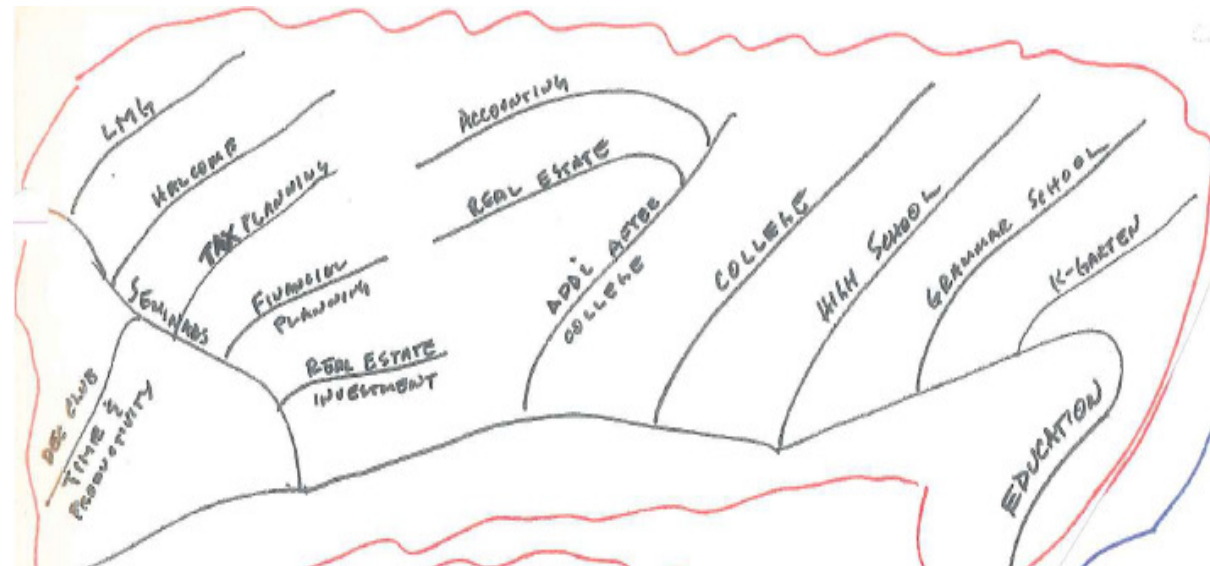
BRANCH OF DENNIS' MIND MAP

SHOWS A BRANCH THAT IDENTIFIES THE PROGRESSION OF EDUCATIONAL ENDEAVORS:

IN THIS CASE, READING FROM RIGHT TO LEFT BECAUSE THAT'S HOW I DEVELOPED THE CHART

YOU CAN SEE THE FULL CHART ON THE NEXT PAGE

(HANG ON TO YOUR HAT !!!)



IDEAGRAM EXAMPLE FOR COMPARISON

This was not called an IdeaGram when we first created it. It does describe both a mental and physical process.

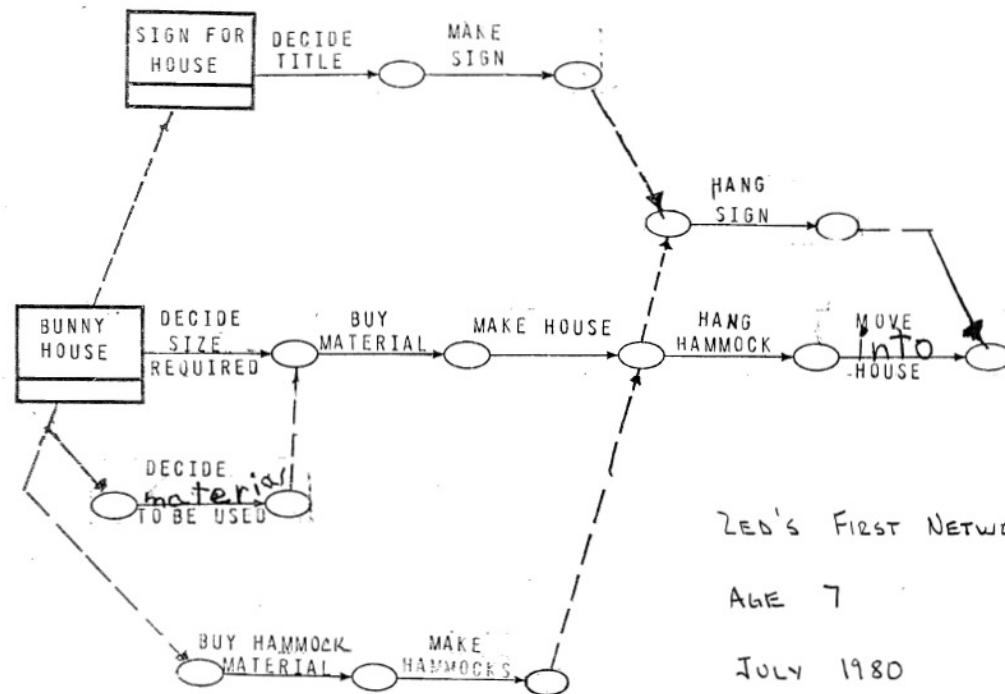
It is different from a mind map in that there is a logical sequence and progression to the diagram.

If I knew how to put the little "TM" symbol next to the word "Mind Map" I would do so.

I also honor Tony Buzan with a significant gratitude and appreciation for his work. When I took the workshop in 1981 I had already been preparing charts for a number of years so adapting to the brainstorming concept was easy for me.

THIS IS A COPY OF MY SON ZED'S FIRST NETWORK. IT IS A GOOD INTRODUCTION TO HOW SOMETHING IS ORGANIZED IN A NETWORK ANALYSIS LOGIC DIAGRAM.

ZED HAS FOLLOWED A GOOD PATH IN LIFE. THIS THINKING PROCESS BECAME INGRAINED IN HIS OUTLOOK AS A MATTER OF COURSE, AS IF BY OSMOSIS.



END OF LESSON THREE

In Lesson Four we will do an interesting exercise that will challenge our conception of rational versus creative mental abilities.

It was an early exercise given to me by my mentor to help me understand that there is a way to place logical items in sequence without regard to content or context.



Had some extra space on this page:
Did I mention I used to play in a band ?
I didn't start until my mid-thirties.
I played bass.
Wrote a song called "Born to Play in a Rock and Roll Band"
The first band was called "The Rumble"
We had fun